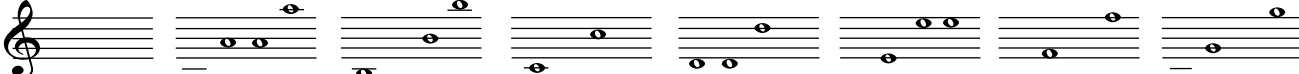


To finger a particular note, press the string at the position noted on the charts, using the finger indicated at the left.


KEY OF C

	G D A E	G D A E	G D A E	G D A E	G D A E	G D A E	G D A E	G D A E
1								
1	A	A	B	C	D	E	F	G
2	E							
2	B							
3	F							
3	C	A						
4	G		B					
4	D	A	B					




KEY OF G

	G D A E	G D A E	G D A E	G D A E	G D A E	G D A E	G D A E	G D A E
1	A	A	B	C	D	E	F#	G
2	E							
2	B							
3	F#							
3	C	A						
4	G		B					
4	D	A	B					




KEY OF D

	G D A E	G D A E	G D A E	G D A E	G D A E	G D A E	G D A E	G D A E
1	A	A	B	C	D	E	F#	G
2	E							
2	B							
3	F#							
3	C	A						
4	G		B					
4	D	A	B					



KEY OF A

	G D A E	G D A E	G D A E	G D A E	G D A E	G D A E	G D A E	G D A E
1	A	A	B	C	D	E	F#	G
2	E							
2	B							
3	F#							
3	C	A						
4	G		B					
4	D	A	B					



To finger a particular note, press the string at the position noted on the charts, using the finger indicated at the left.

KEY OF F

	G D A E	G D A E	G D A E	G D A E	G D A E	G D A E	G D A E
1		A	B				
1	A						
2	B			C			
3	C						
4	D						
4		A					
4			B				
4				C			
4					D		
4						E	
4							F
4							
4							

KEY OF B \flat

	G D A E	G D A E	G D A E	G D A E	G D A E	G D A E	G D A E
1		A	B				
1	A						
2	B			C			
3	C						
4	D						
4		A					
4			B				
4				C			
4					D		
4						E	
4							F
4							
4							

KEY OF E \flat

	G D A E	G D A E	G D A E	G D A E	G D A E	G D A E	G D A E
1		A	B				
1	A						
2	B			C			
3	C						
4	D						
4		A					
4			B				
4				C			
4					D		
4						E	
4							F
4							
4							

KEY OF A \flat

	G D A E	G D A E	G D A E	G D A E	G D A E	G D A E	G D A E
1		A	B				
1	A						
2	B			C			
3	C						
4	D						
4		A					
4			B				
4				C			
4					D		
4						E	
4							F
4							
4							